



2022 FRONTIER SERIES

Since 1967, ARGO has pursued their vision to engineer and manufacture the ultimate machine with capabilities to, "Go Anywhere." After decades of research and development, ARGO is proud to be the world's leader for amphibious extreme terrain vehicles. The cornerstone of this success has largely been rooted in the Frontier Series – The value leader for both 6x6 and 8x8 XTVs.

As an industry leader for exceptional value, the 2022 lineup of ARGO Frontier 6x6 and 8x8 amphibious XTVs are distinguished by their reliable performance, structural integrity and extensive versatility. The Frontier series 6x6 and 8x8 models offer robust V-Twin 4 stroke engines available in two variants: the 650 (23HP) V-Twin Fan Cooled engine or the 700 (23HP) V-Twin Fan Cooled engine with Electronic Fuel Injection (EFI). Providing optimal performance in all temperatures and altitudes, these two powerplants are paired with a thermal treated, acoustic exhaust that ensures quiet, clean and reliable power.

For model year 2022, ARGO has focused on maximizing engine torque, acceleration and speed. In pursuit of achieving this goal, ARGO's team of engineers has developed the ARGO Instant Torque Drive System (ITDS). The ITDS incorporates the all-new ARGO Instant Torque Clutch (ITC) and is paired with the Classic Transmission which has proven time and time again to be bulletproof. This pairing delivers dramatically improved performance to your XTV that is extremely noticeable the moment you grab the throttle. The ITC works to load the engine maintaining and enhancing peak torque equating in a significant increase in both acceleration and torque. Proven to offer superior performance, the ITDS and ITC alleviate the need for a High torque (HT) transmission while offering the speed advantages of the Standard Torque (ST) Transmission.

Derived from the innovative nature found within ARGO XTVs, comes the revolutionary ARGO Progressive Steering (APS). Working in sync with the Frontier's Classic transmission, APS allows for steering inputs to produce a smooth and consistent driving experience for new and experienced operators. This enhanced precision aligns seamlessly to the Classic transmission's incredible maneuverability and integrity. In both high and low range, the Classic transmission provides zero-radius turns to get you in and around tight obstacles encountered when navigating extreme terrain. Offering the same comfort and excitement as any UTV, the Frontier also sports 9-inches of ground clearance complimented by a durable all-terrain amphibious body. Constructed of high-density polyethylene, the Frontier series navigates open waters, traverse's wetlands and glides over stumps with surefooted steadiness. Assisted by low pressure 24-inch XT115 tires mounted to steel offset rims, the Frontier series has the ability to grip slick and rocky terrain while the customized chevron tire tread pattern confidently propels the Frontier through the water.

The rugged ergonomics of the Frontier reflects ARGO's modern approach of combining style and function while optimizing comfort. The Frontier's interior gives the operator and passengers a spacious cockpit and confidence without sacrificing the necessary space required to carry the gear and equipment for your endless adventures. Central to its spacious design is a handlebar layout that puts all the essential controls comfortably at the fingertips of the driver. This includes start-in-gear functionality, headlight controls, parking brake, stop switch and an ergonomically superior finger-pull throttle. Accompanied by an easy-to-read high-quality digital gauge, the interior of the Frontier includes other

high-end features including injection molded seat pans and contoured high resilience cushions that sit atop a raised flat floor making entering and exiting the vehicle easier for the driver and passengers.

Designed with versatility in mind, the Frontier series is outfitted with innovative features for every application. All-new for model year 2022, Frontier models will come standard with a larger 8.5-gallon (32 liters) fuel tank along with a digital fuel gauge. Optimized for extended run time and fuel level awareness, these new features provide operators peace of mind when traveling extended distances. With a standard towing capacity up to 1,200 pounds on all frontier models, the Frontier 6x6 is capable of hauling up to 595 pounds on land with the 8x8 capable of carrying as much as 855 pounds on land. Rounding out the list of features are the projector beam headlights maximizing visibility and detailed focus in the darkest hours of operation and new LED Brake/Tail lights.

Offered as a sleek hunting option and a crowd favorite, the Frontier 6x6 and 8x8 are offered in a Scout package coming standard from the factory with a 2,500 pound WARN winch integrated with the reinforced steel brushguard, a top mounted steel rack for maximizing cargo space and a removable rear cargo-liner on 8x8 models.

The Frontier 6x6 and 8x8 is available in Green, Black or Orange and the Frontier Scout is available in a new for 2022, TrueTimber Prairie Camo pattern.

FRONTIER 650 6x6



FRONTIER 700 6x6



FRONTIER 700 SCOUT 6x6



FRONTIER 650 8x8



FRONTIER 700 8x8



FRONTIER 700 SCOUT 8x8



All-Terrain Amphibious Body

Evolved and refined from more than 55 years of amphibious vehicle development, the one-piece high-density polyethylene (HDPE) lower body is ARGO's signature design feature. The smooth and durable underbody floats over potential snags, stumps and outcrops as well as wetlands and water courses, keeping water hazards out while delivering unparalleled stability and control.



ARGO Low-Pressure Tires


ARGO XT115 low-pressure 24-inch tires are custom engineered with a paddle design for amphibious propulsion through water and optimized traction on the most extreme off-road terrain. As a system they apply just 2.5 psi of ground pressure, dispersing pressure while achieving maximum traction over all surfaces.



Classic Transmission

At the heart of every ARGO XTV is a fully mechanical transmission that transfers engine power to the wheels on each side of the machine. When the driver turns the handlebars, braking force is applied directly to the output of the appropriate side of the transmission to steer the vehicle. The Classic transmission operates like a mechanical skid steer that gives it incredible maneuverability, including zero-radius turns to get you in and around extreme terrain.

The Classic transmission provides the ideal balance between speed and torque, suitable for use in all types of terrain, moving heavy loads, track use or high elevation. Capable of reaching speeds of up to 22 mph (35km/h), every ARGO transmission is designed and built by its parent company, Ontario Drive & Gear Limited – the world leader in precision gearing and high-performance transmissions – to ensure the best reliability, maintainability and smooth, efficient transfer of power to the ground.



New Instant Torque Drive System (ITDS) & Instant Torque Clutching (ITC)

The ARGO Instant Torque Drive System (ITDS) delivers dramatically improved performance by coupling the All-new ARGO Instant Torque Clutch (ITC) with the bulletproof Classic Transmission. The Instant Torque Clutch (ITC) loads the engine to maintain peak torque resulting in increased acceleration and enhanced torque. Alleviating the need for a High Torque (HT) transmission while maximizing the appealing capabilities of the Standard Torque (ST) transmission, we have combined acceleration, torque and speed into one package.

Load and Towing Capacity

ARGO Frontier Series XTVs are engineered to haul and tow the necessary equipment for your favorite recreational activities. With a standard towing capacity of 1,200 pounds on all Frontier models and a land load capacity of 510 – 855 pounds depending on the model, the Frontier is positioned as one of the industry's most versatile workhorses.

Ground Clearance

With 9 inches (229 mm) of ground clearance, the Frontier Series provides advanced maneuverability in the roughest terrain.



Fan-Cooled 4-Stroke Engines


Frontier Series XTVs are powered by a dependable fan-cooled V-twin 4-stroke gas engine that amasses a staggering 23 horsepower. This torque instilling engine features full-pressure oil lubrication and an oil cooler to protect engine components while reducing operating temperatures, ensuring long-lasting durability and extended hours between oil changes. The 23-hp twin is a SOHC design featuring either carbureted or electronic fuel injection (EFI) for sure starts and automatic air- and temperature compensation in all climate conditions, including high altitudes.



ARGO Progressive Steering

ARGO Progressive Steering (APS) is an innovative steering technology used on our XTVs. Used in conjunction with the Classic transmission, APS adds a spring element between the handlebars and the

brake system. APS delivers a progressive, dual rate steering system that results in an easier, smoother turning motion that instills driver confidence while offering improved steering.



2,500 lb. WARN Winch

Select Frontier models come standard with a 2,500 lb. WARN winch making these XTVs ideal for versatile applications. The winch is conveniently operated via an on-dash actuator and is compatible with all models.




Hydraulic Steering Brakes

Every ARGO Frontier series XTV is equipped with hydraulic steering brakes for powerful, controlled steering in a full range of conditions and terrain. These brakes are activated via the handlebar to

control the power output from the transmission to the wheels on either side of the machine.

New 8.5 Gallon Fuel Tank

New for 2022, the Frontier series features a large 8.5-Gallon (32 liter) fuel tank. Optimized for extended run-time, the new digital fuel level is incorporated into the multi-function digital gauge on the dash for increased visibility.



Bilge Pump

Offered as a standard feature on all Amphibious ARGO XTVs, the built-in bilge pump quickly and effectively evacuates water that may enter an ARGO XTV.



2022 ARGO XTV



650 6x6



ENGINE

CYLINDER	V-Twin
FUEL SYSTEM	Carb
COOLING	Fan Cooled
ALTERNATOR OUTPUT (MAX)	20 AMPS
MAX. POWER	23HP

DRIVETRAIN

TRANSMISSION TYPE	Classic with APS
DRIVE BELT	Standard
SERVICE BRAKES	Hydraulic
STEERING BRAKES	Hydraulic
BRAKE COOLING FAN	Accessory
AUTO CHAIN LUBRICATION	N/A
SPEED ON LAND	22 mph [35 km/h]
SPEED ON WATER	3 mph [5 km/h]

DIMENSIONS/WEIGHT

LENGTH	96 in [2,439 mm]
WIDTH	58 in [1,473 mm]
HEIGHT	51 in [1,295 mm]
LOAD CAPACITY - LAND	595 lbs [270 kg]
LOAD CAPACITY - WATER	395 lbs [179 kg]
TOWING CAPACITY	1,200 lbs [544 kg]
FUEL TANK CAPACITY	8.5 gal [32 L]
RIDER CAPACITY - LAND	4
RIDER CAPACITY - WATER	2

TIRES & WHEELS

TIRES - ARGO	XT115 24 x 10 - 8
WHEEL	Steel Offset
GROUND CLEARANCE - TIRES	10 in [254 mm]
GROUND CLEARANCE - TRACKS	11 in [279 mm]
GROUND PRESSURE - TRACKS	0.73 psi [5 kPa]

FEATURES

AXLE BEARING EXTENSIONS	N/A
FRONT RACK	Accessory
BRUSHGUARD	Accessory
WINCH	Accessory
FULL SKID PLATE	Standard
BILGE PUMP	Standard
ENTRY STEP	Accessory
AVAILABLE COLORS	Green, Black, Orange



2022 ARGO XTV



700 6x6



ENGINE

CYLINDER	V-Twin
FUEL SYSTEM	EFI
COOLING	Fan Cooled
ALTERNATOR OUTPUT (MAX)	16 AMPS
MAX. POWER	23HP

DRIVETRAIN

TRANSMISSION TYPE	Classic with APS
DRIVE BELT	Standard
SERVICE BRAKES	Hydraulic
STEERING BRAKES	Hydraulic
BRAKE COOLING FAN	Standard
AUTO CHAIN LUBRICATION	N/A
SPEED ON LAND	22 mph [35 km/h]
SPEED ON WATER	3 mph [5 km/h]

DIMENSIONS/WEIGHT

LENGTH	96 in [2,439 mm]
WIDTH	58 in [1,473 mm]
HEIGHT	51 in [1,295 mm]
LOAD CAPACITY - LAND	570 lbs [258 kg]
LOAD CAPACITY - WATER	370 lbs [168 kg]
TOWING CAPACITY	1,200 lbs [544 kg]
FUEL TANK CAPACITY	8.5 gal [32 L]
RIDER CAPACITY - LAND	4
RIDER CAPACITY - WATER	2

TIRES & WHEELS

TIRES - ARGO	XT115 24 x 10 - 8
WHEEL	Steel Offset
GROUND CLEARANCE - TIRES	10 in [254 mm]
GROUND CLEARANCE - TRACKS	11 in [279 mm]
GROUND PRESSURE - TRACKS	0.73 psi [5 kPa]

FEATURES

AXLE BEARING EXTENSIONS	Standard
FRONT RACK	Accessory
BRUSHGUARD	Accessory
WINCH	Accessory
FULL SKID PLATE	Standard
BILGE PUMP	Standard
ENTRY STEP	Accessory
AVAILABLE COLORS	Green, Black, Orange



2022 ARGO XTV



700 SCOUT 6x6



ENGINE

CYLINDER	V-Twin
FUEL SYSTEM	EFI
COOLING	Fan Cooled
ALTERNATOR OUTPUT (MAX)	16 AMPS
MAX. POWER	23HP

DRIVETRAIN

TRANSMISSION TYPE	Classic with APS
DRIVE BELT	Standard
SERVICE BRAKES	Hydraulic
STEERING BRAKES	Hydraulic
BRAKE COOLING FAN	Standard
AUTO CHAIN LUBRICATION	N/A
SPEED ON LAND	22 mph [35 km/h]
SPEED ON WATER	3 mph [5 km/h]

DIMENSIONS/WEIGHT

LENGTH	103 in [2,616 mm]
WIDTH	58 in [1,473 mm]
HEIGHT	51 in [1,295 mm]
LOAD CAPACITY - LAND	510 lbs [231 kg]
LOAD CAPACITY - WATER	310 lbs [141 kg]
TOWING CAPACITY	1,200 lbs [544 kg]
FUEL TANK CAPACITY	8.5 gal [32 L]
RIDER CAPACITY - LAND	4
RIDER CAPACITY - WATER	2

TIRES & WHEELS

TIRES - ARGO	XT115 24 x 10 - 8
WHEEL	Steel Offset
GROUND CLEARANCE - TIRES	10 in [254 mm]
GROUND CLEARANCE - TRACKS	11 in [279 mm]
GROUND PRESSURE - TRACKS	0.73 psi [5 kPa]

FEATURES

AXLE BEARING EXTENSIONS	Standard
FRONT RACK	Standard
BRUSHGUARD	Standard
WINCH	2,500 lbs
FULL SKID PLATE	Standard
BILGE PUMP	Standard
ENTRY STEP	Accessory
AVAILABLE COLORS	TrueTimber Prairie Camo



2022 ARGO XTV



650 8x8



ENGINE

CYLINDER	V-Twin
FUEL SYSTEM	Carb
COOLING	Fan Cooled
ALTERNATOR OUTPUT (MAX)	20 AMPS
MAX. POWER	23HP

DRIVETRAIN

TRANSMISSION TYPE	Classic with APS
DRIVE BELT	Standard
SERVICE BRAKES	Hydraulic
STEERING BRAKES	Hydraulic
BRAKE COOLING FAN	Standard
AUTO CHAIN LUBRICATION	Accessory
SPEED ON LAND	16 mph [26 km/h]
SPEED ON WATER	3 mph [5 km/h]

DIMENSIONS/WEIGHT

LENGTH	119 in [3,023 mm]
WIDTH	58 in [1,473 mm]
HEIGHT	51 in [1,295 mm]
LOAD CAPACITY - LAND	855 lbs [388 kg]
LOAD CAPACITY - WATER	755 lbs [342 kg]
TOWING CAPACITY	1,200 lbs [544 kg]
FUEL TANK CAPACITY	8.5 gal [32 L]
RIDER CAPACITY - LAND	6
RIDER CAPACITY - WATER	4

TIRES & WHEELS

TIRES- ARGO	XT1 15 24 x 10 - 8
WHEEL	Steel Offset
GROUND CLEARANCE - TIRES	9 in [228 mm]
GROUND CLEARANCE - TRACKS	10 in [254 mm]
GROUND PRESSURE - TRACKS	0.73 psi [5 kPa]

FEATURES

AXLE BEARING EXTENSIONS	N/A
FRONT RACK	Accessory
BRUSHGUARD	Accessory
WINCH	Accessory
FULL SKID PLATE	Standard
BILGE PUMP	Standard
ENTRY STEP	Accessory
AVAILABLE COLORS	Green, Black, Orange



2022 ARGO XTV



700 8x8



ENGINE

CYLINDER	V-Twin
FUEL SYSTEM	EFI
COOLING	Fan Cooled
ALTERNATOR OUTPUT (MAX)	16 AMPS
MAX. POWER	23HP

DRIVETRAIN

TRANSMISSION TYPE	Classic with APS
DRIVE BELT	Standard
SERVICE BRAKES	Hydraulic
STEERING BRAKES	Hydraulic
BRAKE COOLING FAN	Standard
AUTO CHAIN LUBRICATION	Accessory
SPEED ON LAND	16 mph [26 km/h]
SPEED ON WATER	3 mph [5 km/h]

DIMENSIONS/WEIGHT

LENGTH	119 in [3,023 mm]
WIDTH	58 in [1,473 mm]
HEIGHT	51 in [1,295 mm]
LOAD CAPACITY - LAND	840 lbs [381 kg]
LOAD CAPACITY - WATER	740 lbs [335 kg]
TOWING CAPACITY	1,200 lbs [544 kg]
FUEL TANK CAPACITY	8.5 gal [32 L]
RIDER CAPACITY - LAND	6
RIDER CAPACITY - WATER	4

TIRES & WHEELS

TIRES - ARGO	XT115 24 x 10 - 8
WHEEL	Steel Offset
GROUND CLEARANCE - TIRES	9 in [228mm]
GROUND CLEARANCE - TRACKS	10 in [254 mm]
GROUND PRESSURE - TRACKS	0.73 psi [5 kPa]

FEATURES

AXLE BEARING EXTENSIONS	Standard
FRONT RACK	Accessory
BRUSHGUARD	Accessory
WINCH	Accessory
FULL SKID PLATE	Standard
BILGE PUMP	Standard
ENTRY STEP	Accessory
AVAILABLE COLORS	Green, Black, Orange



2022 ARGO XTV



700 SCOUT 8x8



ENGINE

CYLINDER	V-Twin
FUEL SYSTEM	EFI
COOLING	Fan Cooled
ALTERNATOR OUTPUT (MAX)	16 AMPS
MAX. POWER	23HP

DRIVETRAIN

TRANSMISSION TYPE	Classic with APS
DRIVE BELT	Standard
SERVICE BRAKES	Hydraulic
STEERING BRAKES	Hydraulic
BRAKE COOLING FAN	Standard
AUTO CHAIN LUBRICATION	Accessory
SPEED ON LAND	16 mph 26km/h)
SPEED ON WATER	3 mph (5 km/h)

DIMENSIONS/WEIGHT

LENGTH	126 in (3,200 mm)
WIDTH	58 in (1,473 mm)
HEIGHT	51 in (1,295 mm)
LOAD CAPACITY - LAND	790 lbs (358 kg)
LOAD CAPACITY - WATER	690 lbs (313 kg)
TOWING CAPACITY	1,200 lbs (544 kg)
FUEL TANK CAPACITY	8.5 gal (32 L)
RIDER CAPACITY - LAND	6
RIDER CAPACITY - WATER	4

TIRES & WHEELS

TIRES - ARGO	XT115 24 x 10 - 8
WHEEL	Steel Offset
GROUND CLEARANCE - TIRES	9 in (228mm)
GROUND CLEARANCE - TRACKS	10 in (254 mm)
GROUND PRESSURE - TRACKS	0.73 psi (5 kPa)

FEATURES

AXLE BEARING EXTENSIONS	Standard
FRONT RACK	Standard
BRUSHGUARD	Standard
WINCH	2,500 lbs
FULL SKID PLATE	Standard
BILGE PUMP	Standard
ENTRY STEP	Accessory
AVAILABLE COLORS	TrueTimber Prairie Camo

