

2019 ARGO XTV

# ARGO Commercial

## *XTV Models*



SPECIFICATIONS SUBJECT TO CHANGE WITHOUT NOTICE



## Built to Boss the Toughest Jobs

ARGO delivers on its promise to equip commercial operators with the most capable and dependable line of 2019 extreme terrain vehicles. With four amphibious and two land models to choose from – each equipped to handle the toughest jobs – ARGO's commercial line of XTVs offer the right package for every situation.

All ARGO Commercial XTVs are 8x8 models to provide the largest footprint and greatest versatility. Commercial Avenger models are 124 x 60 inches (315 x 152.4 cm) long and wide while Conquest models are 132 x 65 inches (335.3 x 165.1 cm) and offer even

more generous load capacities. All models except the Conquest PRO XT-X and XT-L feature one-piece all-terrain amphibious bodies that float over water and glide over stumps, snags and wetlands with unmatched stability and control.

The Avenger Commercial machines come with steel off-set wheels for quick and easy installation of accessory tracks. Conquest Commercial models feature steel bead lock wheels that mechanically lock the tire bead to the rim for an extra smooth ride over rough terrain and maximum cornering performance. All models are equipped with 25-inch ARGO low-pressure tires.

All Commercial models equipped with the Admiral transmission in High Torque (HT) or Standard Torque (ST) configuration depending upon the model. High Torque provides the ideal option when the majority

of use includes operation in extreme terrain, moving heavy loads, high track use, high altitude or continuous slow-speed operations. It's capable of reaching speeds of up to 17 mph (27km/h\*) The Standard version provides the ideal balance between speed and torque, and is suitable for moderate use in all types of terrain, moving heavy loads, track use or high elevation. It's capable of reaching speeds of up to 20 mph (32km/h).

Power for the Commercial line comes from either a 30-horsepower liquid-cooled 4-stroke V-Twin gas engine or 24-horsepower liquid-cooled three-cylinder diesel engine (Conquest Pro XT-D only). Avenger models offer a 7.1 gallon fuel tank and a 3,500-pound WARN winch, while Conquest models are equipped with a 9.5 gallon tank and a 4,500-pound WARN winch.

Continued ...

### Avenger Pro 800 XT Responder 8X8



The Avenger Pro 800 XT Responder 8x8 offers a rear winch receiver kit and comes in Red or Orange. Vehicle shown with optional rescue accessories.

### Avenger Pro 800 XT 8X8



The Avenger Pro 800 XT 8x8 includes a front rack and comes in Industrial Yellow or Green.

### Conquest Pro 800 XT 8X8



The Conquest Pro 800 XT 8x8 comes with a rear winch receiver kit and is available in Industrial Yellow or Green.

# Commercial XTV Models

*Conquest Pro 800 XT-D 8X8*

*Conquest Pro 800 XT-X 8X8*

*Conquest Pro 800 XT-L 8X8*



The Conquest Pro 800 XT-D 8x8 features a three-cylinder diesel engine and comes in Industrial Yellow or Green.



The Conquest Pro 800 XT-X 8x8 offers a ROPS protection cage with roof, a front windshield with wiper, and a power rear dump box. It's available in Industrial Yellow or Green.



The Conquest Pro 800 XT-L 8x8 is equipped for emergency response with a ROPS protection cage with roof, a front windshield with wiper, plus a stretcher, vice, spotlight and flashing light. It's available in Industrial Yellow or Green.



## AVENGER PRO 800 XT RESPONDER

The Avenger Pro 800 XT Responder 8X8 is designed for reliable off-road search and rescue. Equipped to save lives in remote locations, the Responder delivers hope in the face of life and death situations.

### Equipped for Emergencies

An EMS stretcher mount installed onto Responder models allows crew members to rear-load stretchers.



Model shown with accessories

AVENGER PRO SERIES



### HD Drive Belt

HD Drive Belts stand up against hard use for traversing the most challenging terrain.



### Bedliner

Protect your storage space with a heavy duty cargo bedliner.

### AVENGER PRO

ENGINE TYPE  
ENGINE COOLING  
ALTERNATOR OUTPUT (MAX)  
TRANSMISSION (ADMIRAL)  
AUTO CHAIN LUBRICATION  
HD DRIVE BELT  
BRUSHGUARD  
WINCH  
FRONT RACK  
REAR BED LINER  
HEADLIGHTS  
TAIL LIGHTS  
TIRES  
RIMS  
COLORS

### 800 XT RESPONDER

30 HP Twin EFI  
Liquid Cooled  
40 amps  
ST  
----  
STD  
STD  
3500 lbs  
----  
----  
Single Beam  
----  
25" AT  
Steel Bead Lock



## AVENGER PRO 800 XT

The Avenger 800 Pro 8x8 XT is a leading example of Go Anywhere versatility. The XT offers all the same basic features as the Responder, while leaving room for a wide range of accessory upgrades to suit your specific needs.

8X8



### The Right Tools

ARGO's 3,500 lb. (1,588 kg) winch mounts front or back to assist with self recovery.




### All-Season Engines

Dependable gas engine delivers sure starts for your ARGO in any climate conditions, including high altitudes. For commercial users, ARGO offers diesel engine models to share fuel supplies with other equipment in your fleet or camp.

### AVENGER PRO

### 800 XT

ENGINE TYPE	30 HP Twin EFI
ENGINE COOLING	Liquid Cooled
ALTERNATOR OUTPUT (MAX)	40 amps
TRANSMISSION (ADMIRAL)	ST / HT
AUTO CHAIN LUBRICATION	STD
HD DRIVE BELT	STD
BRUSHGUARD	STD
WINCH	3500 lbs
FRONT RACK	STD
REAR BED LINER	STD
HEADLIGHTS	Single Beam
TAIL LIGHTS	---
TIRES	25" AT
RIMS	Steel Offset
COLORS	


## CONQUEST PRO XT | XT-D

Providing customers in the oil and gas, mining and power industries among others with extra power, capacity, versatility and safety. The ARGO Conquest Pro series models include a number of custom improvements to get the job done.

CONQUEST PRO SERIES



# 8X8



### Alternator

Commercial grade alternator 60 amp standard on XT / XT-X / XT-L 65 amp standard on XT-D



### Auto Chain Lubrication

Simplifies routine maintenance to ensure smooth, dependable operation for frequent users. Standard on all XT models.

### CONQUEST PRO

### XT

### XT-D

ENGINE TYPE	30 HP Twin EFI	24 HP In-line 3 Cylinder
ENGINE COOLING	Liquid Cooled	Liquid Cooled
ALTERNATOR OUTPUT (MAX)	60 amps	65 amps
TRANSMISSION (ADMIRAL)	HT	HT
AUTO CHAIN LUBRICATION	STD	STD
HD DRIVE BELT	STD	STD
ROPS	----	----
CLEAR VIEW ROOF	----	----
WINDSHIELD WITH WIPER	----	----
POWER TILT BOX	----	----
BRUSHGUARD	STD	STD
WINCH	4500 lbs	4500 lbs
HEADLIGHTS	Single Beam	Single Beam
TAIL LIGHTS	----	----
TIRES	25" XT	25" XT
RIMS	Steel Bead Lock	Steel Bead Lock
COLORS		

# CONQUEST PRO 800 XT-X | XT-L

Built for reliable and safe transport of people and equipment, the Conquest goes anywhere work needs to be done.




CONQUEST PRO SERIES



## Admiral Transmission

Our multipurpose Admiral Easy Steer™ transmission provides the ideal combination of smoother steer and all-wheel constant traction.



## Heavy Duty Axle

Heavy duty 1.5" forged axles in oil bathed reinforced housings.



## Power Dump Box

The X-TX solid steel Power Dump Box can move bulk loads up to 1,000 lbs (450 kgs).

## CONQUEST PRO

ENGINE TYPE  
ENGINE COOLING  
ALTERNATOR OUTPUT (MAX)  
TRANSMISSION (ADMIRAL)  
AUTO CHAIN LUBRICATION  
HD DRIVE BELT  
ROPS  
CLEAR VIEW ROOF  
WINDSHIELD WITH WIPER  
POWER TILT BOX  
BRUSHGUARD  
WINCH  
HEADLIGHTS  
TAIL LIGHTS  
TIRES  
RIMS  
COLORS

## XT-X

30 HP Twin EFI  
Liquid Cooled  
60 amps  
HT  
STD  
STD  
STD  
STD  
STD  
STD  
STD  
STD  
4500 lbs  
Single Beam  
---  
25" XT  
Steel Bead Lock



## XT-L

30 HP Twin EFI  
Liquid Cooled  
60 amps  
HT  
STD  
STD  
STD  
STD  
STD  
---  
STD  
4500 lbs  
Single Beam LED  
---  
25" XT  
Steel Bead Lock



# 2019 ARGO XTV



# Avenger Pro 800 XT RESPONDER 8x8

## ENGINE

DISPLACEMENT	747 cc
CYLINDER	V-Twin
FUEL SYSTEM	EFI
COOLING	Liquid Cooled
ALTERNATOR OUTPUT (MAX)	40 AMP
HP	30HP

## STEERING/WHEELS/TIRES

RIMS	Steel Off-set
TIRES	Argo AT 189 25x12-9
GROUND PRESSURE - TIRES	1.7 psi [13.5 kPa]
GROUND PRESSURE - TRACKS	0.67 psi [4.6 kPa]
GROUND CLEARANCE - TIRES	9.0 in [229 mm]
GROUND CLEARANCE - TRACKS	10.0 in [254 mm]

## POWERTRAIN

TRANSMISSION	Admiral
TRANSMISSION OPTION	ST
HD DRIVE BELT	Standard
SERVICE BRAKES	Hydraulic
STEERING BRAKES	Hydraulic
AUTO CHAIN LUBRICATION	Optional

## DIMENSIONS/WEIGHT/CAPACITY

LENGTH	124 in [3,150 mm]
WIDTH	60 in [1,524 mm]
HEIGHT	46 in [1,169 mm]
LOAD CAPACITY - LAND	840 lb. [381 kg]
LOAD CAPACITY WATER	690 lb. [313 kg]
TOWING CAPACITY	1,800 lb. [816 kg]
WEIGHT	1,560 lb. [708 kg]
FUEL CAPACITY	7.1 US gallons [27 litres]
SEAT CAPACITY	6 Land / 4 Water
FRONT RACK	Optional
SPEED ON LAND	20 mph [32 km/h]
SPEED ON WATER	3 mph [5 km/h]

## FEATURES

BRUSHGUARD	Standard
WINCH - FRONT	3,500 lb. Warn Winch
WINCH - REAR RECEIVER KIT	Standard
SKID PLATE	Standard
BILGE PUMP	Standard
AXLE BEARING EXTENSIONS	Standard
ENTRY STEP	N/A
OPERATING CONDITIONS	All weather, all terrain, -40°F to +104°F [-40°C to +40°C]
ROLLOVER PROTECTION STRUCTURE	Optional
REAR MESH	N/A
ROOF	Optional
WINDSHIELD WITH WIPER	Optional
POWER DUMP BOX	N/A

## COLORS

AVAILABLE COLORS	Red / Orange
------------------	--------------





## 2019 ARGO XTV



# Avenger Pro 800 XT 8x8

### ENGINE

DISPLACEMENT	747 cc
CYLINDER	V-Twin
FUEL SYSTEM	EFI
COOLING	Liquid Cooled
ALTERNATOR OUTPUT (MAX)	40 AMP
HP	30HP

### STEERING/WHEELS/TIRES

RIMS	Steel Off-set
TIRES	Argo AT 189 25x12-9
GROUND PRESSURE - TIRES	1.7 psi [13.5 kPa]
GROUND PRESSURE - TRACKS	0.67 psi [4.6 kPa]
GROUND CLEARANCE - TIRES	9.0 in [229 mm]
GROUND CLEARANCE - TRACKS	10.0 in [254 mm]

### POWERTRAIN

TRANSMISSION	Admiral
TRANSMISSION OPTION	ST or HT
HD DRIVE BELT	Standard
SERVICE BRAKES	Hydraulic
STEERING BRAKES	Hydraulic
AUTO CHAIN LUBRICATION	Standard

### DIMENSIONS/WEIGHT/CAPACITY

LENGTH	124 in [3,150 mm]
WIDTH	60 in [1,524 mm]
HEIGHT	46 in [1,169 mm]
LOAD CAPACITY - LAND	860 lb. [390 kg]
LOAD CAPACITY WATER	710 lb. [322 kg]
TOWING CAPACITY	1,800 lb. [816 kg]
WEIGHT	1,540 lb. [699 kg]
FUEL CAPACITY	7.1 US gallons [27 litres]
SEAT CAPACITY	6 Land / 4 Water
FRONT RACK	Standard
SPEED ON LAND	20 mph [32 km/h]
SPEED ON WATER	3 mph [5 km/h]

### FEATURES

BRUSHGUARD	Standard
WINCH - FRONT	3,500 lb. Warn Winch
WINCH - REAR RECEIVER KIT	N/A
SKID PLATE	Standard
BILGE PUMP	Standard
AXLE BEARING EXTENSIONS	Standard
ENTRY STEP	Optional
OPERATING CONDITIONS	All weather, all terrain, -40°F to +104°F [-40°C to +40°C]
ROLLOVER PROTECTION STRUCTURE	Optional
REAR MESH	N/A
ROOF	Optional
WINDSHIELD WITH WIPER	Optional
POWER DUMP BOX	N/A

### COLORS

AVAILABLE COLORS	Industrial Yellow/Green
------------------	-------------------------



## 2019 ARGO XTV



# Conquest Pro 800 XT 8x8

### ENGINE

DISPLACEMENT	747 cc
CYLINDER	V-Twin
FUEL SYSTEM	EFI
COOLING	Liquid Cooled
ALTERNATOR OUTPUT (MAX)	60 AMP
HP	30HP

### STEERING/WHEELS/TIRES

RIMS	Steel Bead Lock
TIRES	Argo XT 117 25x12-9
GROUND PRESSURE - TIRES	1.7 psi [13.5 kPa]
GROUND PRESSURE - TRACKS	0.67 psi [4.6 kPa]
GROUND CLEARANCE - TIRES	9.0 in [229 mm]
GROUND CLEARANCE - TRACKS	10.0 in [254 mm]

### POWERTRAIN

TRANSMISSION	Admiral
TRANSMISSION OPTION	HT
HD DRIVE BELT	Standard
SERVICE BRAKES	Hydraulic
STEERING BRAKES	Hydraulic
AUTO CHAIN LUBRICATION	Standard

### DIMENSIONS/WEIGHT/CAPACITY

LENGTH	132 in [3,353 mm]
WIDTH	65 in [1,651 mm]
HEIGHT	53 in [1,245 mm]
LOAD CAPACITY - LAND	1,500 lb. [680 kg]
LOAD CAPACITY WATER	865 lb. [392 kg]
TOWING CAPACITY	2,000 lb. [907 kg]
WEIGHT	1,735 lb. [787 kg]
FUEL CAPACITY	9.5 US gallons [36 litres]
SEAT CAPACITY	2 Land / 2 Water
FRONT RACK	Optional
SPEED ON LAND	17 mph [27 km/h]
SPEED ON WATER	3 mph [5 km/h]

### FEATURES

BRUSHGUARD	Standard
WINCH - FRONT	4,500 lb. Warn Winch
WINCH - REAR RECEIVER KIT	Standard
SKID PLATE	Standard
BILGE PUMP	Standard
AXLE BEARING EXTENSIONS	Standard
ENTRY STEP	Optional
OPERATING CONDITIONS	All weather, all terrain, -40°F to +104°F [-40°C to +40°C]
ROLLOVER PROTECTION STRUCTURE	Optional
REAR MESH	Optional
ROOF	Optional
WINDSHIELD WITH WIPER	Optional
POWER DUMP BOX	N/A
STRETCHER, VICE, SPOT, FLASHING LIGHT	N/A

### COLORS

AVAILABLE COLORS	Industrial Yellow/Green
------------------	-------------------------



## 2019 ARGO XTV



# Conquest Pro 800 XT-d 8x8

### ENGINE

DISPLACEMENT	747 cc
CYLINDER	Triple
FUEL SYSTEM	N/A
COOLING	Liquid Cooled
ALTERNATOR OUTPUT (MAX)	65 AMP
HP	24HP

### STEERING/WHEELS/TIRES

RIMS	Steel Bead Lock
TIRES	Argo XT 117 25x12-9
GROUND PRESSURE - TIRES	1.7 psi [13.5 kPa]
GROUND PRESSURE - TRACKS	0.67 psi [4.6 kPa]
GROUND CLEARANCE - TIRES	9.0 in [229 mm]
GROUND CLEARANCE - TRACKS	10.0 in [254 mm]

### POWERTRAIN

TRANSMISSION	Admiral
TRANSMISSION OPTION	HT
HD DRIVE BELT	Standard
SERVICE BRAKES	Hydraulic
STEERING BRAKES	Hydraulic
AUTO CHAIN LUBRICATION	Standard

### DIMENSIONS/WEIGHT/CAPACITY

LENGTH	132 in [3,353 mm]
WIDTH	65 in [1,651 mm]
HEIGHT	53 in [1,245 mm]
LOAD CAPACITY - LAND	1,350 lb. [612 kg]
LOAD CAPACITY WATER	715 lb. [324 kg]
TOWING CAPACITY	2,000 lb. [907 kg]
WEIGHT	1,885 lb. [855 kg]
FUEL CAPACITY	9.5 US gallons [36 litres]
SEAT CAPACITY	2 Land / 2 Water
FRONT RACK	Optional
SPEED ON LAND	17 mph [27 km/h]
SPEED ON WATER	3 mph [5 km/h]

### FEATURES

BRUSHGUARD	Standard
WINCH - FRONT	4,500 lb. Warn Winch
WINCH - REAR RECEIVER KIT	Standard
SKID PLATE	Standard
BILGE PUMP	Standard
AXLE BEARING EXTENSIONS	Standard
ENTRY STEP	Optional
OPERATING CONDITIONS	All weather, all terrain, -40°F to +104°F [-40°C to +40°C]
ROLLOVER PROTECTION STRUCTURE	Optional
REAR MESH	Optional
ROOF	Optional
WINDSHIELD WITH WIPER	Optional
POWER DUMP BOX	N/A
STRETCHER, VICE, SPOT, FLASHING LIGHT	N/A

### COLORS

AVAILABLE COLORS	Industrial Yellow/Green
------------------	-------------------------



# 2019 ARGO XTV



# Conquest Pro 800 XT-X 8x8

## ENGINE

DISPLACEMENT	747 cc
CYLINDER	V-Twin
FUEL SYSTEM	EFI
COOLING	Liquid Cooled
ALTERNATOR OUTPUT (MAX)	60 AMP
HP	30HP

## STEERING/WHEELS/TIRES

RIMS	Steel Bead Lock
TIRES	Argo XT 117 25x12-9
GROUND PRESSURE - TIRES	1.7 psi [13.5 kPa]
GROUND PRESSURE - TRACKS	0.67 psi [4.6 kPa]
GROUND CLEARANCE - TIRES	9.0 in [229 mm]
GROUND CLEARANCE - TRACKS	10.0 in [254 mm]

## POWERTRAIN

TRANSMISSION	Admiral
TRANSMISSION OPTION	HT
HD DRIVE BELT	Standard
SERVICE BRAKES	Hydraulic
STEERING BRAKES	Hydraulic
AUTO CHAIN LUBRICATION	Standard

## DIMENSIONS/WEIGHT/CAPACITY

LENGTH	132 in [3,353 mm]
WIDTH	65 in [1,651 mm]
HEIGHT	79 in [2,007 mm]
LOAD CAPACITY - LAND	1,170 lb. [531 kg]
LOAD CAPACITY WATER	Not Amphibious
TOWING CAPACITY	2,000 lb. [907 kg]
WEIGHT	2,065 lb. [937 kg]
FUEL CAPACITY	9.5 US gallons [36 litres]
SEAT CAPACITY	2 Land
FRONT RACK	Optional
SPEED ON LAND	17 mph [27 km/h]
SPEED ON WATER	N/A

## FEATURES

BRUSHGUARD	Standard
WINCH - FRONT	4,500 lb. Warn Winch
WINCH - REAR RECEIVER KIT	Standard
SKID PLATE	Standard
BILGE PUMP	Standard
AXLE BEARING EXTENSIONS	Standard
ENTRY STEP	Optional
OPERATING CONDITIONS	All weather, all terrain, -40°F to +104°F [-40°C to +40°C]
ROLLOVER PROTECTION STRUCTURE	Standard
REAR MESH	Optional
ROOF	Standard
WINDSHIELD WITH WIPER	Standard
POWER DUMP BOX	Standard
STRETCHER, VICE, SPOT, FLASHING LIGHT	N/A

## COLORS

AVAILABLE COLORS	Industrial Yellow/Green
------------------	-------------------------



# Conquest Pro 800 XT-L 8x8



## ENGINE

DISPLACEMENT	747 cc
CYLINDER	V-Twin
FUEL SYSTEM	EFI
COOLING	Liquid Cooled
ALTERNATOR OUTPUT (MAX)	60 AMP
HP	30HP

## STEERING/WHEELS/TIRES

RIMS	Steel Bead Lock
TIRES	Argo XT 117 25x12-9
GROUND PRESSURE - TIRES	1.7 psi [13.5 kPa]
GROUND PRESSURE - TRACKS	0.67 psi [4.6 kPa]
GROUND CLEARANCE - TIRES	9.0 in [229 mm]
GROUND CLEARANCE - TRACKS	10.0 in [254 mm]

## POWERTRAIN

TRANSMISSION	Admiral
TRANSMISSION OPTION	HT
HD DRIVE BELT	Standard
SERVICE BRAKES	Hydraulic
STEERING BRAKES	Hydraulic
AUTO CHAIN LUBRICATION	Standard

## DIMENSIONS/WEIGHT/CAPACITY

LENGTH	132 in [3,353 mm]
WIDTH	65 in [1,651 mm]
HEIGHT	79 in [2,007 mm]
LOAD CAPACITY - LAND	1,190 lb. [540 kg]
LOAD CAPACITY WATER	Not Amphibious
TOWING CAPACITY	2,000 lb. [907 kg]
WEIGHT	2,045 lb. [928 kg]
FUEL CAPACITY	9.5 US gallons [36 litres]
SEAT CAPACITY	2 Land
FRONT RACK	Optional
SPEED ON LAND	17 mph [27 km/h]
SPEED ON WATER	N/A

## FEATURES

BRUSHGUARD	Standard
WINCH - FRONT	4,500 lb. Warn Winch
WINCH - REAR RECEIVER KIT	Standard
SKID PLATE	Standard
BILGE PUMP	Standard
AXLE BEARING EXTENSIONS	Standard
ENTRY STEP	N/A
OPERATING CONDITIONS	All weather, all terrain, -40°F to +104°F [-40°C to +40°C]
ROLLOVER PROTECTION STRUCTURE	Standard
REAR MESH	Standard
ROOF	Standard
WINDSHIELD WITH WIPER	Standard
POWER DUMP BOX	N/A
STRETCHER, VICE, SPOT, FLASHING LIGHT	Standard

## COLORS

AVAILABLE COLORS	Industrial Yellow/Green
------------------	-------------------------

